



GPS Unik 2

You are already equipped? **Keep your equipment's performance.**

Although the technology is a key, there are, nevertheless, good reflexes to be adopted for an optimal functioning:

- **Check the mounting and the connection** of your security system.
- Check that cables are neither **pinched, nor damaged, nor corroded.**

SSV

If the SSV is already equipped to receive the GPS Unik 2 for bike, please contact ERTF.

- ✓ You will be equipped with a GPS Unik 2; it will be given during the administrative checks and scrutineering. The GPS rental is included in entry fees.
- ✓ A 1.200€ deposit is needed by unit, you will find the deposit terms of payment in the order form attached. It is important to **send us back the deposit before April 1st, 2018 ; after this date, deposit will be charged.**
- ✓ The vehicles must be **already equipped** with the installation kits when they arrive at scrutineering (please read carefully this information note to check the material needed).
If you need some installation accessories, **it is important to place your order before April 1st, 2018.**

Note: The request of additional GPS rental must be received before March 25th, 2018; A deposit of 1.200€ is needed by additional unit.


Only ERTF equipment can be connected with the GPS. The connection of other equipment is forbidden.

Accessories needed to install Unik 2 SSV

*These accessories are **ESSENTIAL** to install and use Unik 2 :*

- | | |
|-------------------------|----------------|
| 1. Bracket | Ref. SUPC 101 |
| 2. Power supply cable | Ref. CALC 901 |
| 3. GPS magnetic antenna | Ref. AEGPS 102 |
| 4. GPS antenna | Ref. ANTEC 101 |
| 5. GPS antenna cable | Ref. CAEE 101 |

2. Power supply cable
Includes : cable / fuse 3A



Buzzer Sentinel 110Db
Option



3. GPS magnetic antenna
L. : 3m



4. GPS antenna
Dimensions : Ø 63mm / H : 40,5mm




OR

+

5. GPS antenna cable
L. : 3m



1. Bracket
Dimensions : 180 x 155 x 24mm



The vehicles must be already equipped when they arrive at scrutineering



Speedocap V3


DRIVING SAFETY

Speedocap V3, the GPS Unik 2 repeater:



FUNCTIONS:

- **Display of the compass or of the Waypoint name and number**
- Odometer, COG (Cap Over Ground) and Speed repeater
- Bright Repetition (in parallel of the GPS) of the speed alarm
- Possibility to navigate between the various screens from the remote control of the GPS



Size and weight:

- Dimensions in mm: 111,5 x 75,4 x 31
- Weight: 200g



☞ **More functions:** The **V3 Eva** version of Speedocap V3, equipped with a GPS module, works **off-line** (when you are not connected to GPS Unik 2).

Speedocap V3 *Evo*


WORKS NOW EVEN WITHOUT GPS UNIK 2

Not connected to GPS Unik 2:

With its GPS chip, Speedocap V3 *Evo* gives you tripmaster functions **and the Head**, without the installation of a sensor.

It displays the main functions:

- Speed
- Heading
- Odometer





And also has two additional screens:

- **Hour**
- **Stopwatch**



The adapters delivered with the Speedocap are needed only for off-line use. Important: keep them carefully.



Remote control use hardly recommended.

Connected to GPS Unik 2:

The Speedocap V3 *Evo* does **EXACTLY** the same functions as Speedocap V3 (see picture below) and the GPS chip is inactive.



Size, weight and fixations same as Speedocap V3.